




TATRA PLAN


Tatra



Tatraplan








and meet all requirements of speed, roadholding and travel comfort. Special attention has been paid to the aerodynamic body form. Numerous wind-tunnel tests with scale-models and consultations with leading designing engineers led to the present aerodynamically correct and aesthetically balanced form of the TATRPLAN. The all-metal integral body greatly improves the safety of the occupants, and its perfect streamlining is conducive to high cruising speed combined with low fuel consumption.



While the scientifically designed general lines are notable for its purposeful comfort. A clever design including the driver. The front seat is adjustable quality cloth. The fascia board is arranged with two-spoke steering wheel is set just right for p within unobstructed view through the top half heating system, while the draft-free ventilation bonnet which also houses the spare wheel, as v





The air-cooled, flat-four, OHV engine is placed in the shapely tail of the fuselage, thus being easily accessible. This arrangement is the most practical form of propulsion in a modern automobile. The engine forms one sturdy and easily detachable unit with the gearbox and differential, which is mounted on silentblock bushings. The transmission shaft with its delicate joints is no longer a necessity. Neither frozen radiator nor lack of water can trouble the driver. The great difference of temperatures controlled by a well designed, axial-type air blower ensures efficient cooling of the engine even in tropical climate and at full load. The engine oil is cooled in a special oil cooler. The flat-four engine is better balanced than an in-line four, its short stroke gives a low piston speed and thus ensures longer engine life. The principle of the rear engine enables the weight to be distributed correctly between both axes and to accommodate the passengers within the wheelbase.

Stroke	86 mm or 3.386"	Rim size	E 4.00—16"
Engine capacity	1,950 c. c. or 119 cu. in.	Track	1,300 mm or 4 ft. 3 in.
Power output	52 b. h. p.	Wheelbase	2,700 mm or 8 ft. 11 in.
Cooling	by air blower	Overall length	4,540 mm or 14 ft. 11 in.
Gears	4 (with synchromesh on 2,3 and 4)	Overall width	1,670 mm or 5 ft. 6 in.
Gear changing	by steering-column gear lever	Overall height	1,520 mm or 5 ft.
Brakes	hydraulic	Approx. fuel consumption	11 l/100 km or 26 m. p. g.
Front suspension	independent, by two transverse laminated springs	Approx. weight of fully equipped car	1,200 kg or 2,650 lb.
Rear suspension	independent, by torsion bars	Approx. top speed	130 km/h or 81 m. p. h.
		Petrol tank capacity	56 l or 12.3 imp. gal.

